

Human Interleukin-18 (IL-18) monoclonal antibody

Category	monoclonal antibody
Catalog No.	R-I-001
Applications	WB, WES, IF, IP, function-blocking
Reactivity	Human

Immunogen information

Immunogen	Recombinant protein of human IL-18 (37-193)
UniProt ID	Q14116
Synonyms	IGIF, IL1F4
Gene ID	3606

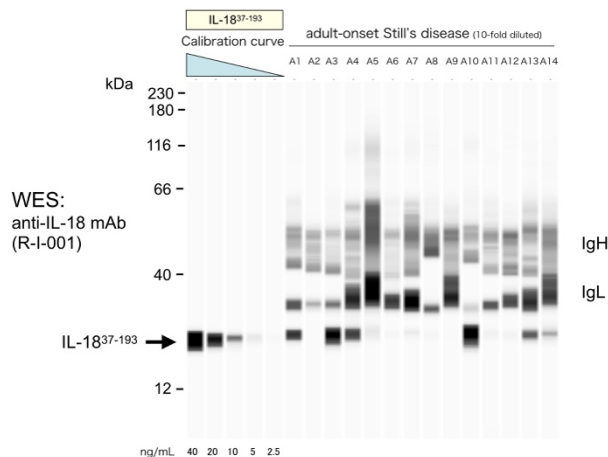
Product information

Source	Mouse
Clone No.	11-4.1
Isotype	IgG2b
Epitope	human IL-18 (63-68)
Purification method	DEAE ion-exchange purification
Lot No.	001
Concentration	0.7 mg/mL
Buffer	50% glycerol/PBS, pH7.4, w/o sodium azide
Storage	Store at -20°C.

Recommended dilutions

WB	1:1000 – 1:2000
WES	1:200 – 1:250
IF	1:50 – 1:200
IP	1:20 – 1:50

Capillary Western immunoassay (WES)

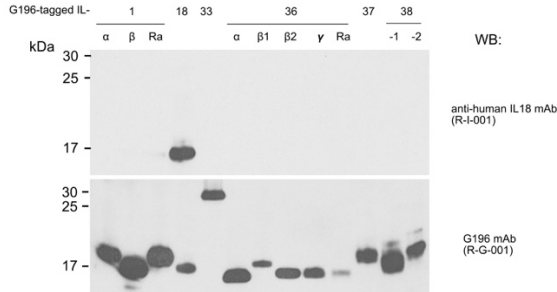


WES analysis of the serum of adult-onset Still's disease patients.

IL-18 bands in 6 (43%) of 14 AOSD samples were clearly visible and had a molecular weight corresponding to IL-18³⁷⁻¹⁹³ (Catalog # R-I-001)

WES is a registered trademark of ProteinSimple.

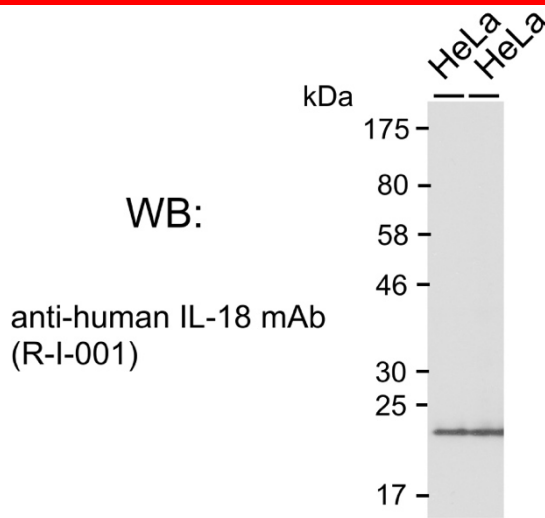
Western blot



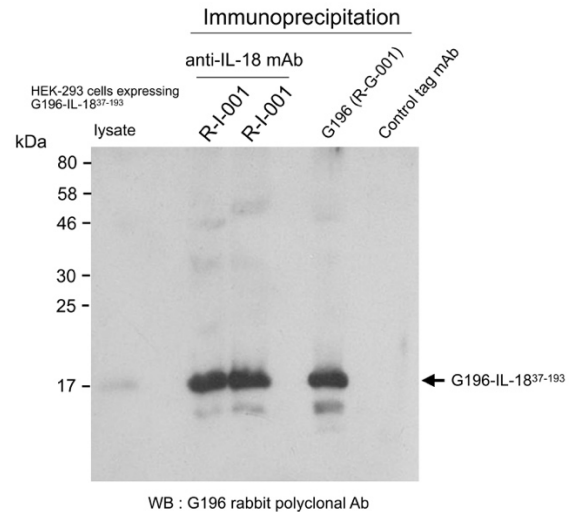
No Cross Reaction to the Other IL-1 Family Proteins by Western blot.

Mouse anti-human IL-18 monoclonal antibody (Catalog # R-I-001, upper panel) selectively recognized human IL-18 from HEK-293 cell lysate expressing human IL-1 family proteins. G196, anti-DLVPR tag (G196) mAb (Catalog # R-G-001, lower panel).

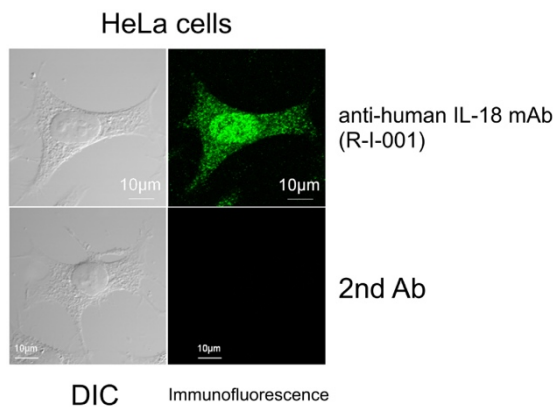
Western blot



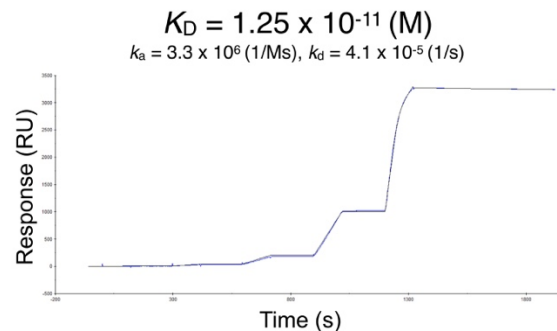
Immunoprecipitation



Immunofluorescence



Surface Plasmon Resonance analysis



Background

This gene encodes a member of the interleukin-1 (IL-1) family of cytokines. In addition to its role in the inflammatory response to microbes, recent studies implicate IL-18 as an important factor in human autoimmune, autoinflammatory, allergic, neurological and metabolic diseases. Similar to IL-1 β , pro-IL-18 is processed by inflammatory caspase-1 or caspase-4 to yield mature, active form (IL-18³⁷⁻¹⁹³).

References for human Interleukin-18 (IL-18) antibody (R-I-001)

PMID:	30615852	Journal:	Archives of Biochemistry and Biophysics
Application:	WB, IF, IP, function-blocking	IF (2017):	3.118
Title:	Generation and characterization of antagonistic anti-human interleukin (IL)-18 monoclonal antibodies with high affinity: Two types of monoclonal antibodies against full-length IL-18 and the neopeptide of the inflammatory caspase-cleaved active IL-18		